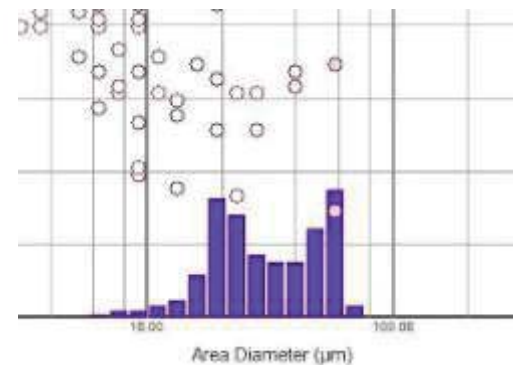




[CLICK FOR DEMONSTRATION](#)



FC200S-IPAC

Imaging Protein Aggregates Counting

0.3 µm – 1000 µm

www.occhio.be

FC200S IPAC: New Imaging Protein Aggregates Counting

Particle size analysis

Particle counting (Number of particles/mL)

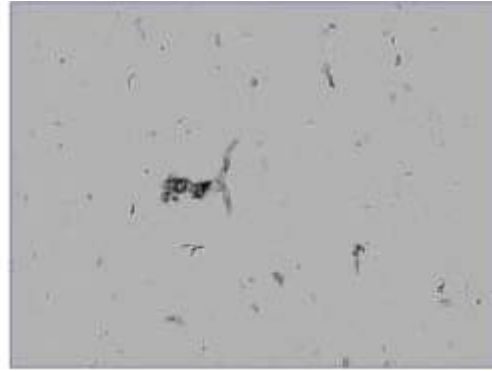
Special cell for protein aggregates analysis (minimum volume 100 μ L)

Special optical bench for Biotech application

Other manufacturer


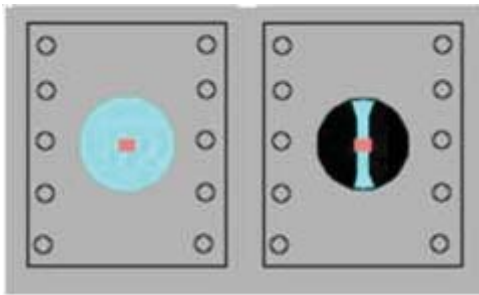


FC200S IPAC





Ghost algorithm: transparent particles detection

Special cell for absolute counting Trajectometry algorithm to avoid double counting



Filter to count just protein aggregates



Counting: Number/mL

